

MAINFIRST - Top European Ideas Fund (X)

Factsheet as of 30/04/2026

ISIN LU1004823636 | WKN A1XAV7

This document is promotional material.

INVESTMENT UNIVERSE AND INVESTMENT OBJECTIVE

The fund uses a flexible, blended investment strategy founded on a bottom-up approach. A thorough investigation of each company and its management followed by a fair valuation is at the core of the selection process. The fund managers prefer longer investment horizons in order to benefit from revaluation processes. At least 75% of assets are invested in eurozone companies with sound fundamentals, including those with large market capitalisation, as well as small-cap and mid-cap companies.

The sub-fund's investment target is to outperform the Benchmark (Sales Prospectus „8.SPECIFIC INFORMATION ON THE BENCHMARK“).

Risk indicator ¹⁾



SRI (Summary Risk Indicator) scale from 1 (lowest risk) to 7 (highest risk); Risk 1 does not mean a risk-free investment. This indicator may change over time.

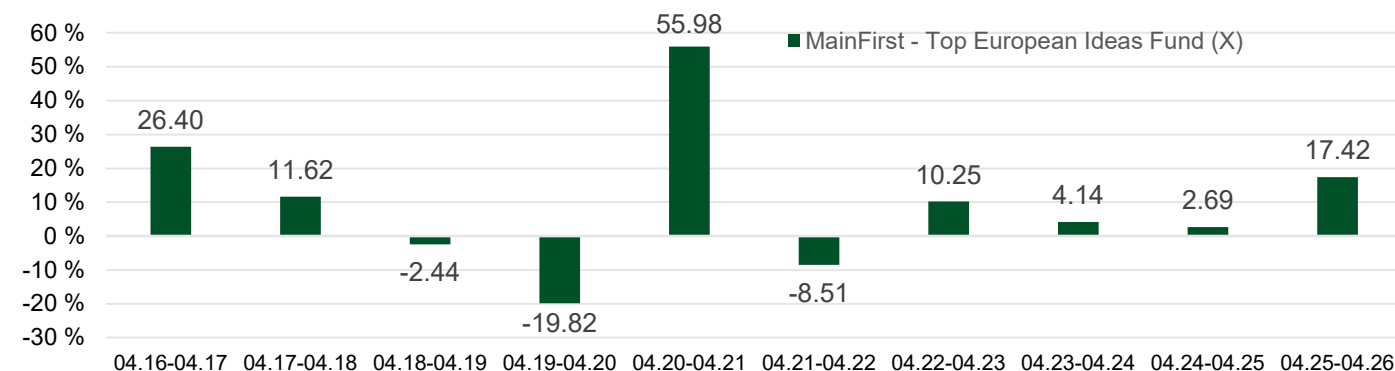
AWARDS ²⁾

Morningstar Category™
Aktien Europa Flex-Cap

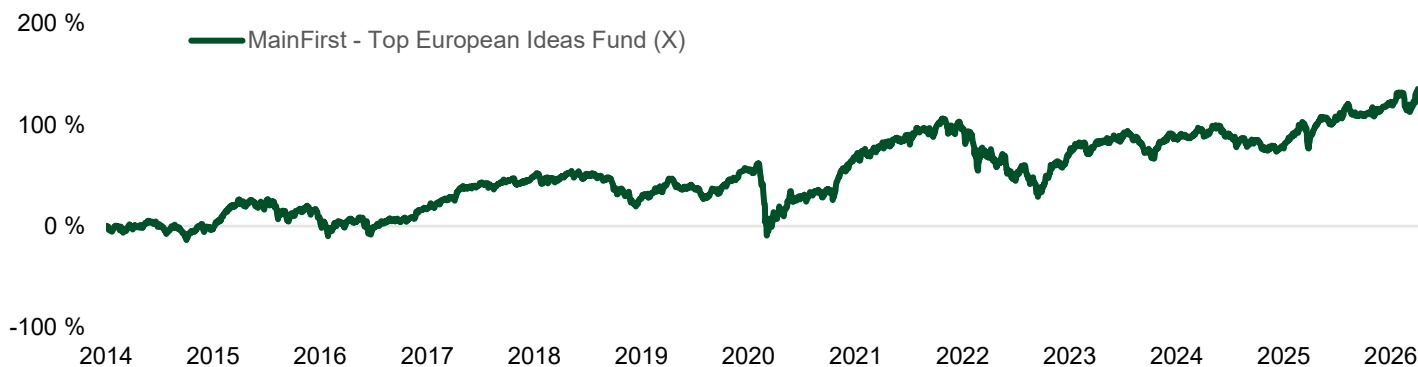
Signatory of:



ANNUAL PERFORMANCE IN EUR, ROLLING (IN %) ^{3) 4) 5)}



INDEXED PERFORMANCE SINCE INCEPTION IN EUR (IN %) ^{3) 4) 5)}



	Cumulative performance ⁴⁾					Performance p.a. ⁴⁾			
	MTD	YTD	1 Y	5 Y	10 Y	since inception	5 Y	10 Y	since inception

MainFirst - Top European Ideas Fund (X)	5.35 %	5.47 %	17.42 %	26.66 %	118.05 %	131.60 %	4.84 %	8.10 %	7.07 %
---	--------	--------	---------	---------	----------	----------	--------	--------	--------

Historical performance is not an indicator for current or future performance. The performance data does not take into account the issue and redemption of the commissions and costs charged per unit.

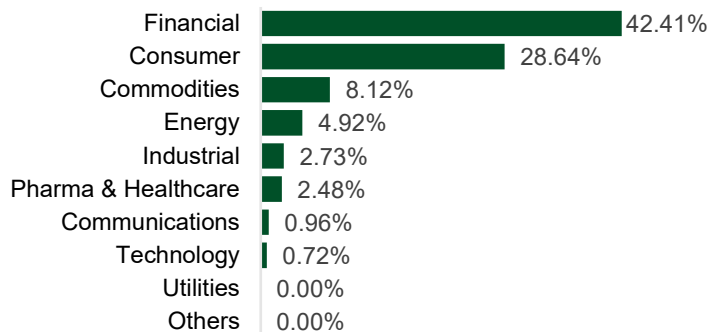
TOP 10 POSITIONS (30/04/2026) ⁴⁾

	Country	Sector	Assets
BASF SE	Germany	Commodities	6.11 %
Raiffeisen Bank International AG	Austria	Financial	5.49 %
Talanx AG	Germany	Financial	5.47 %
Allianz SE	Germany	Financial	5.34 %
ISS AS	Denmark	Consumer	5.05 %
TRATON SE	Germany	Consumer	5.03 %
Commerzbank AG	Germany	Financial	4.96 %
Davide Campari-Milano NV	Italy	Consumer	4.92 %
TotalEnergies SE	France	Energy	4.92 %
BAWAG Group AG	Austria	Financial	4.47 %


KEY FIGURES 5 Y (30/04/2026) ⁴⁾

Volatility	15.97%
Sharpe-Ratio	0.17
Maximum Drawdown	-37.51%
Value at risk	9.93%
ESG Risk Score	18.75
ESG Risk Score Coverage	89.80%

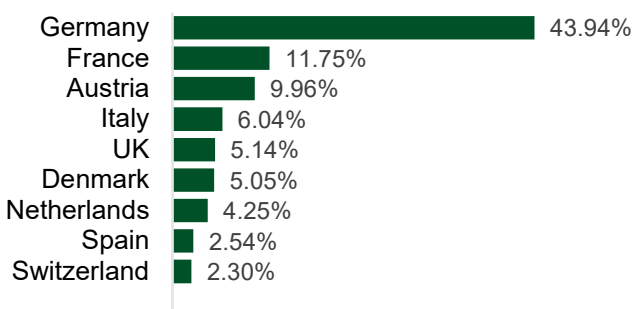
SECTOR ALLOCATION (30/04/2026) ⁴⁾



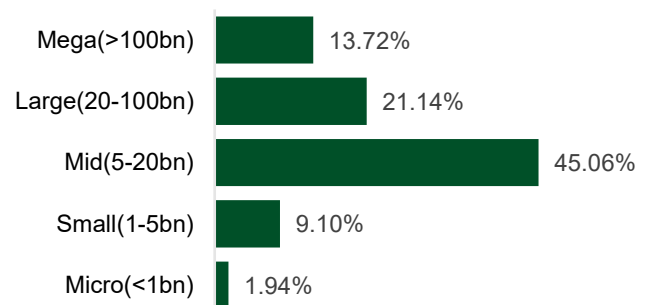
CURRENCY (30/04/2026) ⁴⁾



COUNTRIES (30/04/2026) ⁴⁾



MARKET CAPITALISATION (30/04/2026) ⁴⁾



MASTER DATA

Management Company	ETHENEA Independent Investors S.A.	Fund size (30/04/2026)	57.69 Mio. EUR	Entry charge (max.)	up to 5.00 %
Phone	+352 276 921-0	Inception date	15. Januar 2014	Redemption fee	none
Email	info@ethenea.com	Domicile	Luxembourg	Management fee p.a. (effective)	1.00 %
Website	www.ethenea.com	Currency	EUR	Performance fee (max)	up to 15.00 %
Asset manager	ETHENEA Independent Investors S.A.	UCITS	yes	High watermark	yes
ISIN	LU1004823636	Utilisation of income	distributing	Ongoing costs ⁶⁾	1.29 %
WKN	A1XAV7	Investment region	Europe	Fiscal year-end	31 December
NAV (30/04/2026)	192.93 EUR	Min. initial investment	0.00 EUR		

OPPORTUNITIES

- Equity funds: price increases based on market, sector and company developments possible
- Foreign exchange gains, if applicable

RISKS

- Equity funds: price reductions based on market, sector and company developments
- Generally: country risk, solvency and/or credit risks of issuers and/or counterparties
- Use of derivative financial instruments, if applicable
- Foreign exchange risks, if applicable
- The share value may drop below the purchase price the customer paid for the share at any time.

For detailed information on opportunities and risks, please refer to the current sales prospectus.

FOOTNOTES

1) Source: PRIIP-KID. Any investment involves a general risk of loss of capital.

2) Morningstar Rating for Funds: Morningstar rates mutual funds and ETFs from 1 to 5 stars based on how well they've performed (after adjusting for risk and accounting for sales charges) in comparison to similar funds and ETFs.

http://www.morningstar.com/invGLOSSARY/morningstar_rating_for_funds.aspx

PRI: ETHENEA is a signatory to the Principles for Responsible Investment (PRI) supported by the United Nations. The principles were developed by the UNEP Finance Initiative (Geneva) and the UN Global Compact (New York) hand-in-hand with an international expert group of institutional investors.

<https://www.mainfirst.com/en/asset-management/responsible-investment/pri/>

3) The performance is calculated in EUR and according to the BVI method, taking into account all costs and fees with the exception of the entry charge.

4) Source: own calculations.

5) Past performance cannot be taken as a guarantee of future performance.

6) The "Ongoing costs" mentioned in this section do not include transaction costs. Detailed Information on the costs and their impact on your investment can be found in the key Information document (PRIIPs-KID), the sales prospectus and the latest annual report.

DISCLAIMER

This is a marketing communication.

This marketing communication is for information purposes only. It may not be passed on to persons in countries where the fund is not authorized for distribution, in particular in the USA or to US persons.

The information does not constitute an offer or solicitation to buy or sell securities or financial instruments and does not replace investor- and product-related advice. It does not take into account the individual investment objectives, financial situation, or particular needs of the recipient. Before making an investment decision, the valid sales documents (prospectus, key information documents/PRIIPs-KIDs, semi-annual and annual reports) must be read carefully. These documents are available in German and as non-official translations from ETHENEA Independent Investors S.A., the custodian, the national paying or information agents, and at www.ethenea.com. The most important technical terms can be found in the glossary at www.ethenea.com/glossary/.

Detailed information on opportunities and risks relating to our products can be found in the currently valid prospectus. Past performance is not a reliable indicator of future performance. Prices, values, and returns may rise or fall and can lead to a total loss of the capital invested. Investments in foreign currencies are subject to additional currency risks. No binding commitments or guarantees for future results can be derived from the information provided. Assumptions and content may change without prior notice. The composition of the portfolio may change at any time. This document does not constitute a complete risk disclosure.

The distribution of the product may result in remuneration to the management company, affiliated companies, or distribution partners. The information on remuneration and costs in the current prospectus is decisive. A list of national paying and information agents, a summary of investor rights, and information on the risks of incorrect net asset value calculation can be found at www.ethenea.com/legal-notices/. In the event of an incorrect NAV calculation, compensation will be provided in accordance with CSSF Circular 24/856; for shares subscribed through financial intermediaries, compensation may be limited.

Information for investors in Switzerland: The home country of the collective investment scheme is Luxembourg. The representative in Switzerland is IPConcept (Suisse) AG, Bellerivestrasse 36, CH-8008 Zurich. The paying agent in Switzerland is DZ PRIVATBANK (Suisse) AG, Bellerivestrasse 36, CH-8008 Zurich. Prospectus, key information documents (PRIIPs-KIDs), articles of association, and the annual and semi-annual reports can be obtained free of charge from the representative.

Despite the greatest care, no guarantee is given for the accuracy, completeness, or timeliness of the information. Only the original German documents are legally binding; translations are for information purposes only. The use of digital advertising formats is at your own risk; the management company assumes no liability for technical malfunctions or data protection breaches by external information providers. The use is only permitted in countries where this is legally allowed.

All content is protected by copyright. Any reproduction, distribution, or publication, in whole or in part, is only permitted with the prior written consent of the management company.

Copyright © ETHENEA Independent Investors S.A. (2026). All rights reserved.